

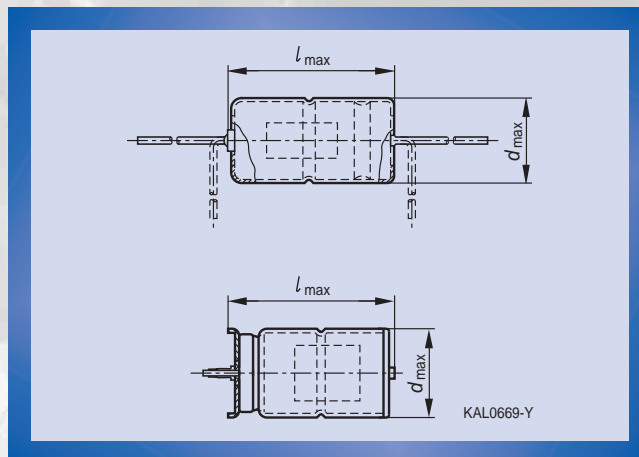
B43693/B43793 (SIKOREL®)

Specifications and characteristics in brief				Product		
Rated voltage	U_R	160...250		VDC		
Surge voltage	U_S	$1.15 \cdot U_R$		V		
Rated capacitance	C_R	22...100		μF		
Capacitance tolerance	ΔC	$-10/+30 \Delta Q$		%		
Useful life*				h		
	40 °C, U_R	200 000 (1.9 $I_{\sim R, 105^\circ\text{C}}$)				
	85 °C, $U_R, I_{\sim\text{max}}$	4 000				
	105 °C, $U_R, I_{\sim R}$	4 000				
	125 °C, $U_R, 0.5 I_{\sim R}$	1 000				
Voltage endurance test		2 000, 105 °C, U_R		h		
Leakage current (5 min, 20 °C)	I_L	$I_L \leq 0.006 \cdot \left(\frac{C_R}{\mu\text{F}} \cdot \frac{U_R}{V} \right) + 4$		μA		
Self-inductance	ESL	Diam. d (mm)	14	16	18	nH
		Length l (mm)	approx. ESL			
		25 axial / star	22 / 6	26 / 7	- / -	
		30 axial / star	24 / 7	29 / 8	34 / 10	
		39 axial / star	- / -	33 / 9	38 / 11	
IEC climatic category		in acc. with IEC 60068-1: 40/125/56 (-40 °C, +125 °C, 56 days damp heat test)				
Detail / Sectional spec.		similar to CECC 30 301-802 / IEC 60384-4				
Vibration resistance		in acc. with IEC 60068-2-6, test F _c : displacement amplitude 1.5 mm, at 10 Hz to 2 kHz, acceleration max. 20 g, duration 3 x 2 h				

*Ambient temperatures

Features (axial/solder-star types)

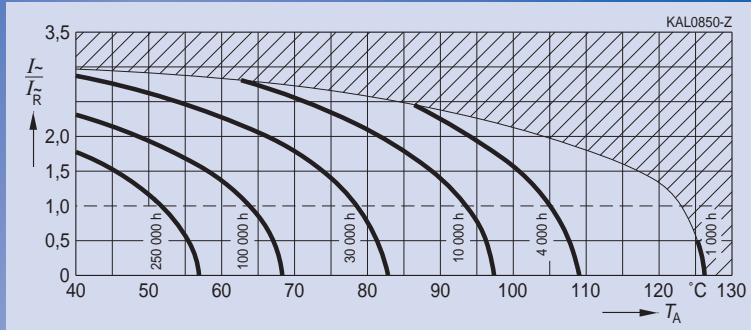
- U_R 160 ... 250 V
- C_R 22 ... 100 μF
- Operating temperature 125 °C
- High ripple current capability
- Long useful life
- High vibration resistance
- Shelf life up to 15 years



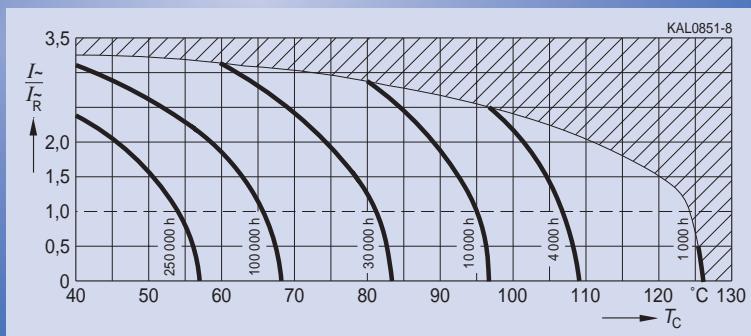
d x l (mm)	d _{max} x l _{max} (mm)		Mass (g)	
	axial	star	axial	star
14 x 30	14.5 x 30.5	15.5 x 32	6.8	7.2
16 x 30	16.5 x 30.5	17.5 x 32	8.9	9.4
18 x 30	18.5 x 30.5	19.5 x 32	11.1	11.8
18 x 39	18.5 x 40	19.5 x 41.5	14.7	15.4

B43693/B43793

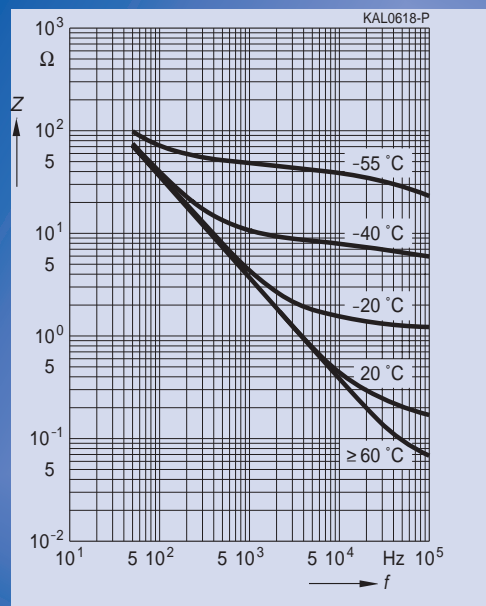
- Useful life depending on ambient temperature T_A under ripple current operating conditions
- Rated voltage U_R applied



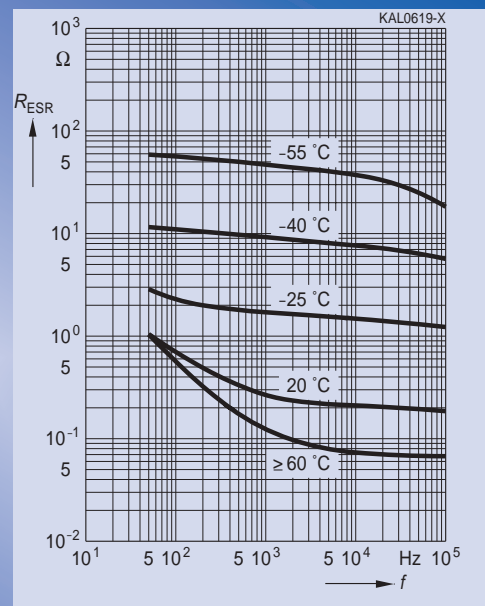
- Useful life depending on case temperature T_C under ripple current operating conditions
- Rated voltage U_R applied



Further relevant technical data are mentioned on page 25 and 26

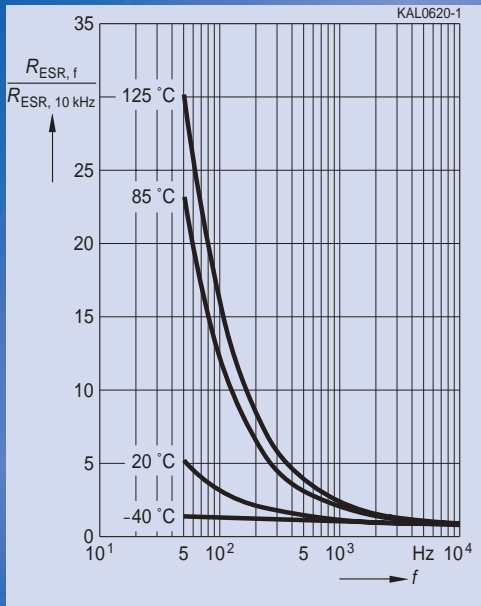


- Impedance Z versus frequency f at different temperatures
- Typical behavior for 47 μ F/250 V

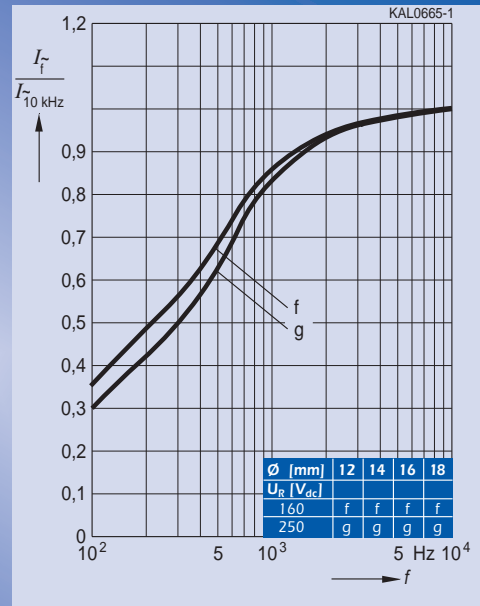


- Equivalent series resistance R_{ESR} versus frequency f at different temperatures
- Typical behavior for 47 μ F/250 V

B43693/B43793



- Frequency characteristics of R_{ESR} at different temperatures
- Typical behavior



- Frequency factor of permissible ripple current I_r versus frequency f

Further relevant technical data are mentioned on page 25 and 26