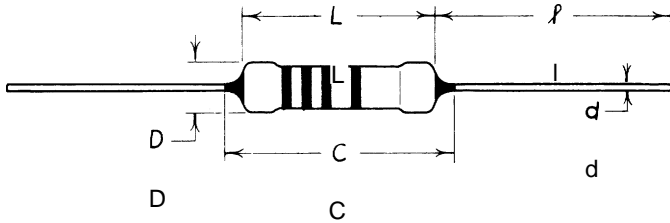


**LEADED GENERAL PURPOSE**

- Conformally coated with UL94V-O flameproof material
- Suitable for automatic machine insertion
- Units are marked with color bands or alpha-numeric marking
- Lavender body color



**DIMENSIONS (in/mm)**

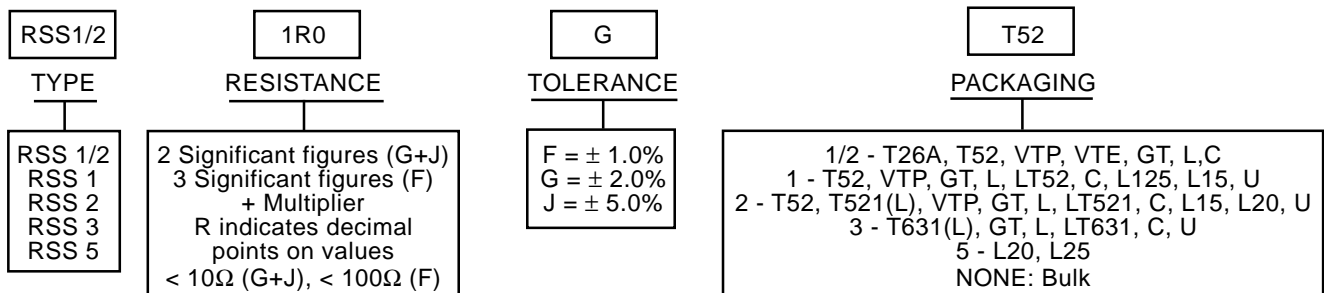
TYPE	L (typ)	C (max)	D	d	l
RSS 1/2	0.256 6.2	0.280 7.1	0.098±0.02 2.5±0.5	0.024±0.002 0.60±0.05	1.18±0.12 30.0±3.0
RSS 1	0.375 9.0	0.437 11.1	0.118±0.02 3.0±0.5	0.031±0.002 0.80±0.05	1.5±0.125 38.0±3.1
RSS 2	0.472 12.0	0.591 15.0	0.157±0.02 4.0±0.5		
RSS 3	0.610 15.5	0.709 18.0	0.236±0.039 6.0±1.0		
RSS 5	0.965 24.5	1.102 28.0	0.354±0.039 9.0±1.0		

**STANDARD APPLICATIONS**

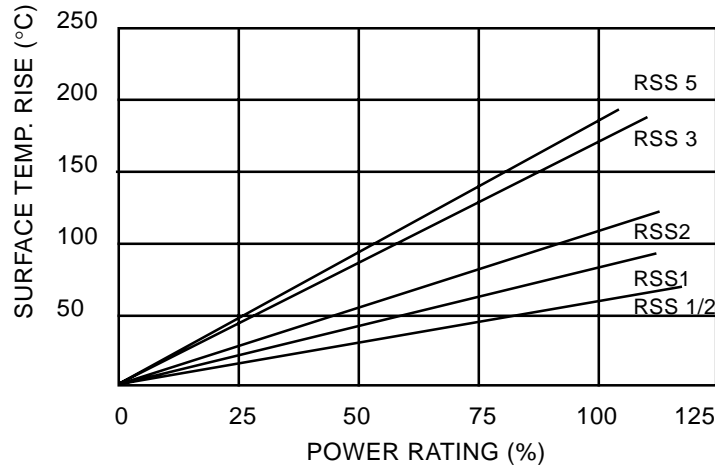
TYPE	POWER RATING @70°C	MAX WORKING VOLTAGE	MAX OVERLOAD	DWV	RATED AMBIENT TEMP.	OPERATING TEMP. RANGE	RESISTANCE RANGE		
							F(± 1%) E-96	G(± 2%) E-24	J(± 5%) E-24
RSS 1/2	500 mW	300 V	600 V	400 V	70°C	-55°C - 200°C	1.0 - 47KΩ		0.2 - 47KΩ
RSS 1	1 W			500 V			0.2 - 68KΩ		
RSS 2	2 W	350 V	700 V	700 V			0.2 - 100KΩ	0.2 - 100KΩ	
RSS 3	3 W			700 V			—		
RSS 5	5 W			500 V			1000 V		

LEADED COMPONENTS

**ORDERING AND SPECIFYING**



PERFORMANCE CHARACTERISTICS



PARAMETER	CHARACTERISTIC LIMITS
Temperature Coefficient	± 200 ppm/°C
Short Time Overload	± 2%
Effects of Solder	± 1%
Moisture Resistance	± 5%
Load Life	± 5%
Temperature Cycling	± 1%
Vibration	± 1%
Shock	± 1%
Terminal Strength (Lead Pull)	5 # min.
Current Noise	< 1.0 μv/v/decade
Voltage Coefficient	< 20 ppm/v
Low Temperature Operation	± 1%

LEADED COMPONENTS