

Fig. 1

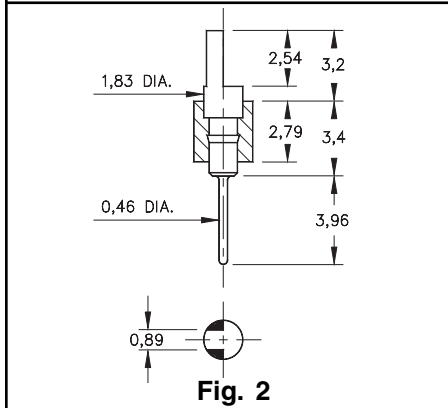


Fig. 2

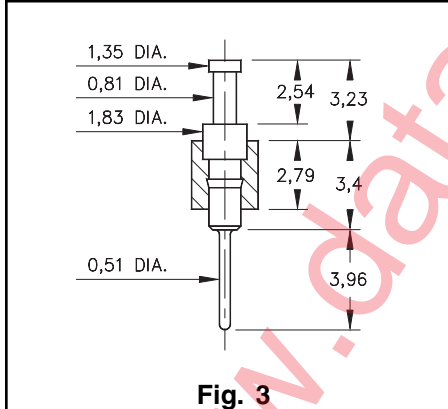


Fig. 3

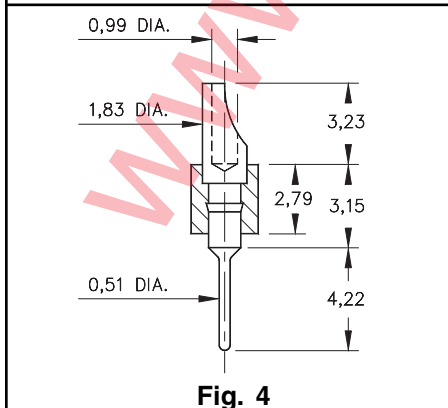



Fig. 4

- Series 350, 360, 370 & 380 single row Header strips come with various styles (pin, slotted head, turret and solder cup) with pluggable solder tails.

350...001 uses pin #0290
360...001 uses pin #0282
370...001 uses pin #0700
380...001 uses pin #8000
See pages 182 & 183 for details.

- Insulators are high temp. thermoplastic.



Ordering Information

Fig. 1	Series 350...001 0,64 Pin / 0,46 Solder Tail
	350-XX-1__-00-001000 Specify # of pins ↳ 01-64
Fig. 2	Series 360...001 Slotted Head / Solder Tail
	360-XX-1__-00-001000 Specify # of pins ↳ 01-64
Fig. 3	Series 370...001 Turret / Solder Tail
	370-XX-1__-00-001000 Specify # of pins ↳ 01-64
Fig. 4	Series 380...001 Solder Cup / Solder Tail
	380-XX-1__-00-001000 Specify # of pins ↳ 01-64

For Electrical, Mechanical & Environmental Data, See pg. 4

XX=Plating Code See Below

For RoHS compliance select ◇ plating code.

SPECIFY PLATING CODE XX=	10◇	90	40◇	
Pin Plating	0,25µ Au	5,08µ Sn/Pb	5,08µ Sn	