

TSM-118-01-T-SV



(2,54 mm) .100"

# SMT .025" SQ POST HEADER

**Mates with:**  
SSW, SSQ, SSM, BSW,  
ESW, ESQ, BCS, SLW,  
CES, HLE, IDSS, IDSD,  
SMSD, SMSS

## SPECIFICATIONS

For complete specifications and recommended PCB layouts see [www.samtec.com?TSM](http://www.samtec.com?TSM)

**Insulator Material:**

Black Liquid  
Crystal Polymer  
**Terminal Material:**  
Phosphor Bronze  
**Plating:**

Au or Sn over  
50µ" (1,27 µm) Ni

**Operating Temp Range:**

-55°C to +105°C with Tin;  
-55°C to +125°C with Gold

**Voltage Rating:**

475 VAC -SV/-DV mated with  
BCS or SSM

**RoHS Compliant:**

Yes

**Lead-Free Solderable:**

Yes

**-DH/-SH Lead Coplanarity:**

(0,15 mm) .006" max (02-36)

**-DV/-SV Lead Coplanarity:**

(0,10 mm) .004" max (02-05)

(0,13 mm) .005" max (06-10)

(0,15 mm) .006" max (11-36)

MATES	CURRENT RATING (PER PIN)
TSM/SSW	4.9 A
TSM/SSM	5.4 A
TSM/HLE	4.1 A

1 PIN POWERED PER ROW

## RECOGNITIONS

For complete scope of recognitions see [www.samtec.com/quality](http://www.samtec.com/quality)



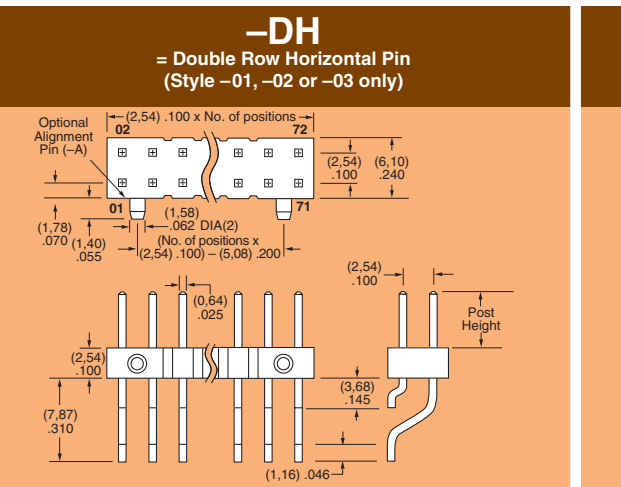
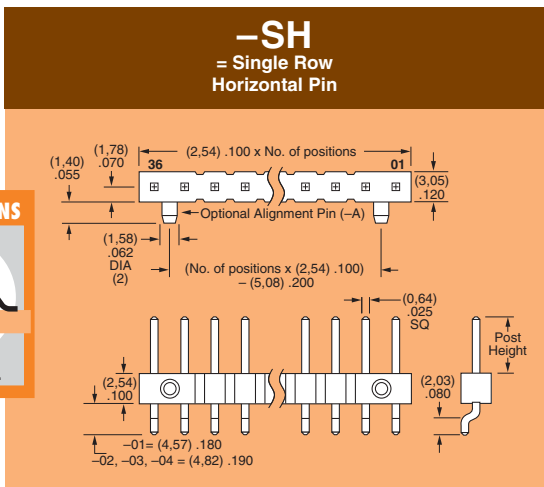
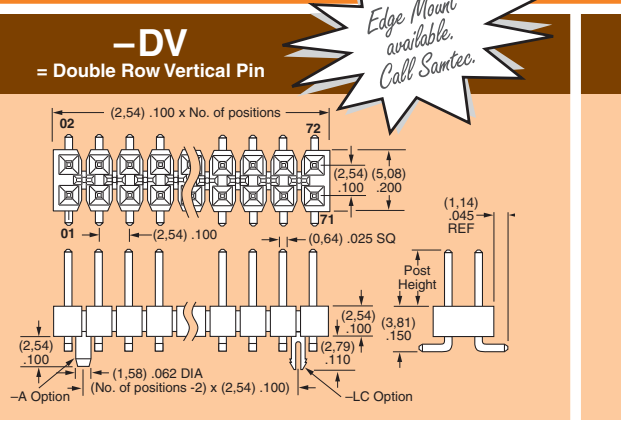
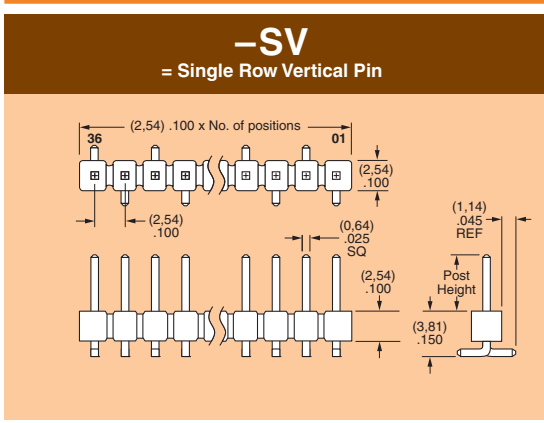
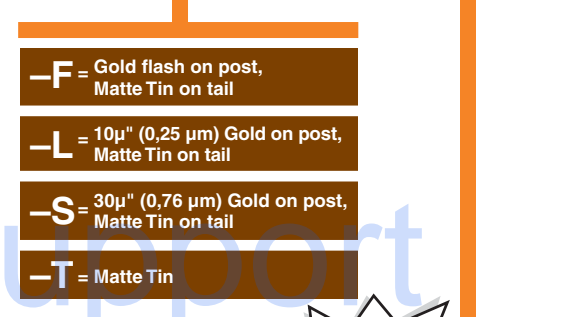
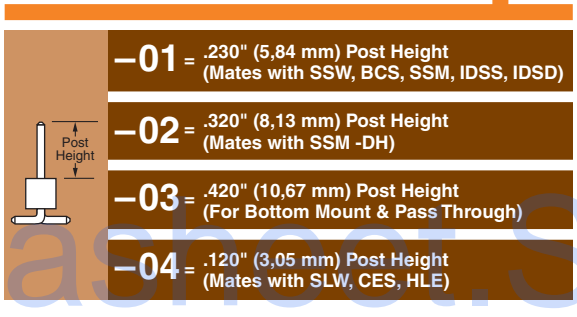
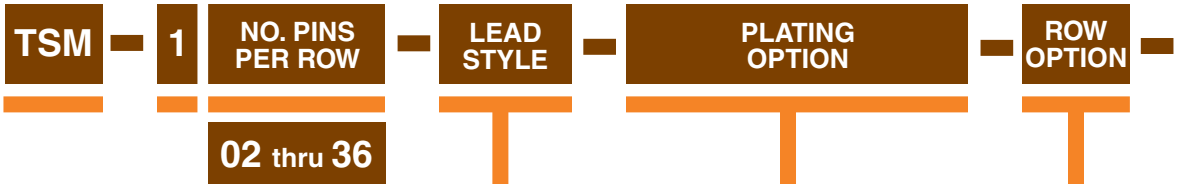
## APPLICATIONS

SSM TSM



HORIZONTAL


**Note:** Some lengths, styles and options are non-standard, non-returnable.



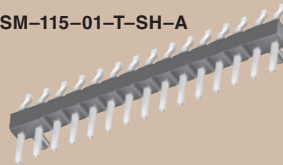
Due to technical progress, all designs, specifications and components are subject to change without notice.

[WWW.SAMTEC.COM](http://WWW.SAMTEC.COM)


TSM-118-01-L-DH



TSM-115-01-T-SH-A



TSM-110-01-T-DV



**TSM SERIES**

**OTHER OPTIONS**

**-A**

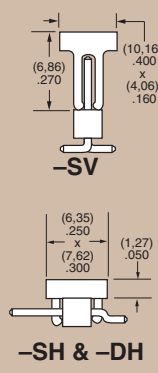
= Alignment Pin metal or plastic at Samtec discretion (Not available with -TM or -MT) (02 positions min.) (N/A with -LC)

**-K**

= (6,50 mm) .256" DIA Polyimide Film Pick & Place Pad (-SH: 4 positions minimum without -TR; 2 & 3 positions available with -TR) (-DH: 4 positions minimum without -TR)

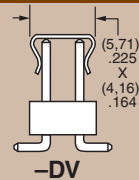
**-P**

= Plastic Pick & Place Pad (-DV: 4 positions minimum without -TR; 2 & 3 positions available with -TR) (-SH: 4 positions minimum without -TR; 2 & 3 positions available with -TR) (-DH: 5 positions minimum without -TR) (-SV: 4 positions minimum without -TR; 2 & 3 positions available with -TR)



**-M**

= Metal Pick & Place Pad (4 positions minimum without -TR) (2 & 3 positions available with -TR) Styles -01 & -04 only (N/A with -T plating)



**-TR**

= Tape & Reel Packaging -SV = 02-22 positions -DV = 02-28 positions -SH = 02-30 positions -DH = 02-29 positions N/A with -MT or -TM

**TAPE & REEL AVAILABILITY**  
 No tooling charges.  
 Minimum order is the lesser of a full reel quantity or 125 pieces.  
 Order any quantity above minimum.  
 In-house design, manufacture.  
 Quick turn-around.  
 Call Samtec for specifications and ordering information.

**-LC**

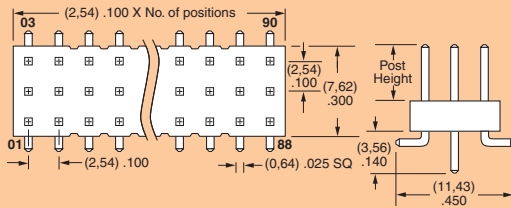
= Locking Clip (N/A with -TM) (3 positions min.) (N/A with -A) (Manual placement required)

**-“XXX”**  
 = Polarized Position

**-TM**

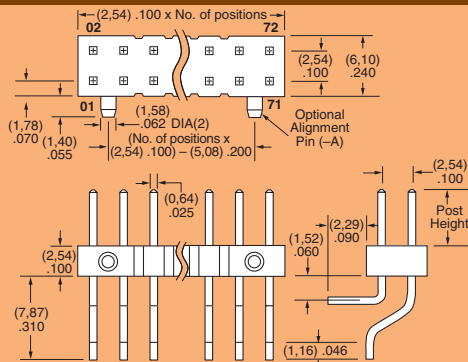
= Triple Row Vertical Mixed Technology (Style -01 only)

02 thru 30 positions only



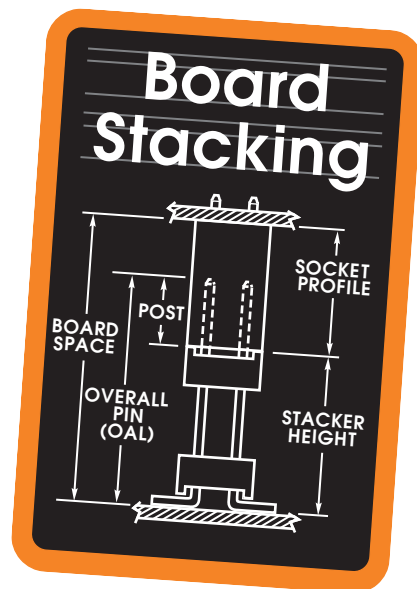
**-MT**

= Mixed Technology Pin (Style -01, -02 or -03 only)



**ALSO AVAILABLE**  
 (MOQ Required)

- Edge Mount and Locking Clips for -SV
- Solder Locks for -DH and Shrouds for -DV
- Other platings
- Contact Samtec.



Due to technical progress, all designs, specifications and components are subject to change without notice.

[WWW.SAMTEC.COM](http://WWW.SAMTEC.COM)