

CODI Semiconductor, Inc.

1 AMPERE SCHOTTKY BARRIER RECTIFIERS 1N5817 thru 1N5819

FEATURES

- Plastic package has Underwriters Laboratory Flammability Classification 94V-O utilizing Flame Retardant Epoxy Molding Compound.
- 1 ampere operation at $T_A = 75^\circ\text{C}$ with no thermal runaway.
- Exceeds environmental standards of MIL-STD-19500/228.

MECHANICAL DATA

Case: Molded plastic, JEDEC DO-401.
 Terminals: Axial leads, solderable per MIL-STD-202, Method 208
 Polarity: Color band denotes cathode
 Mounting position: Any
 Weight: 0.015 ounce, 0.4 gram

VOLTAGE RANGE
20, 30, 40 PRV

CURRENT
1.0 Ampere

DO-41

Dimensions in inches and (millimeters)

MAXIMUM RATINGS AND ELECTRICAL CHARACTERISTICS

Ratings at 25°C ambient temperature unless otherwise specified.
 Single phase, half wave, 60 Hz, resistive or inductive load.

	1N5817	1N5818	1N5819	UNITS
Maximum Recurrent Peak Reverse Voltage	20	30	40	V
Maximum RMS Voltage	14	21	28	V
Maximum DC Blocking Voltage	20	30	40	V
Maximum Average Forward Rectified Current 3/8" Lead Length TL = 90°C	1.0			A
Peak Forward Surge Current, 8.3ms single half sine-wave superimposed on rated load (JEDEC method) TL = 70°C	25			A
Maximum Forward Voltage at 1.0A DC	.45	.55	.60	V
Maximum Forward Voltage at 3.0A DC	.75	.875	.90	V
Maximum Average DC Reverse Current at Peak Reverse Voltage	$T_A = 25^\circ\text{C}$ 1.0 $T_A = 100^\circ\text{C}$ 10			mA mA
Typical Thermal Resistance (Note 1)	80			°C/W
Typical Junction Capacitance (Note 2)	110			pF
Operating Temperature Range	-65 to + 125			°C
Storage Temperature Range				

144 Market St., Kenilworth, NJ, USA 07033 • (201) 298-0400

TOLL FREE: 1 800 232-CODI

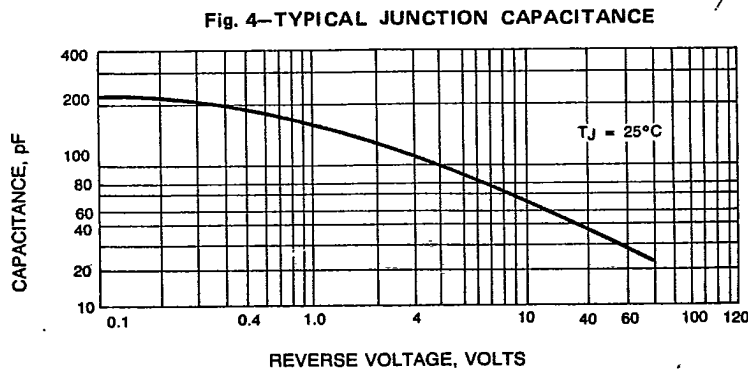
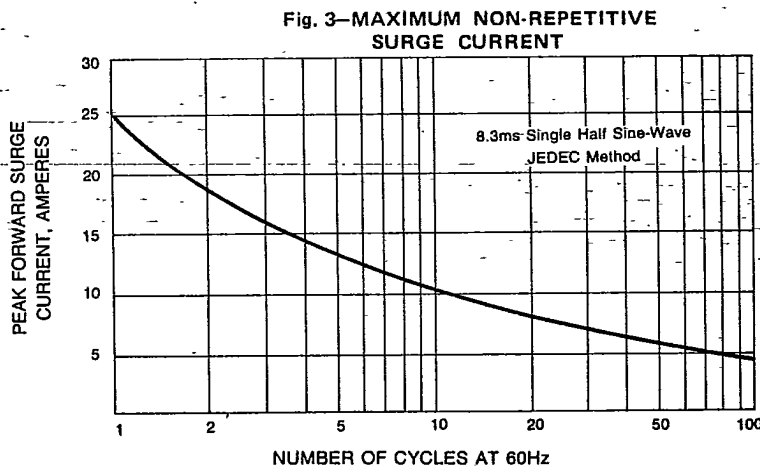
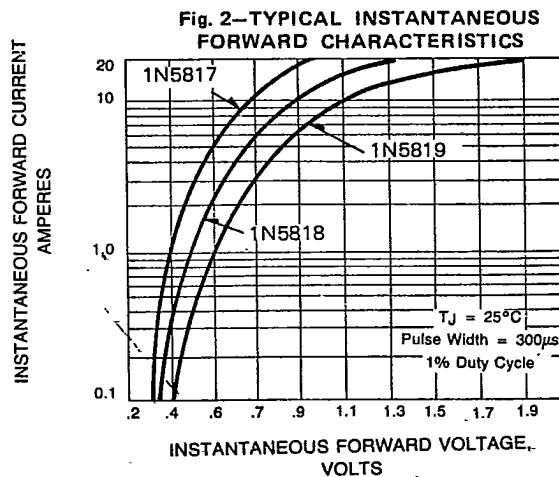
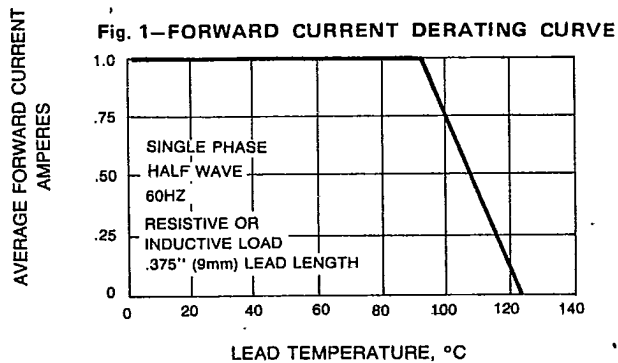
TELEPHONE: 201-298-0400

FAX NUMBER: 201-298-0477



CODI Semiconductor, Inc.

RATING AND CHARACTERISTIC CURVES 1N5817 THRU 1N5819



144 Market St., Kenilworth, NJ, USA 07033 • (201) 298-0400

TOLL-FREE: 1-800-232-CODI

TELEX: 844-796

FAX NUMBER: 201-298-0477