Micro Commercial Components
21201 Itasca Street Chatsworth
CA 91311
Phone: (818) 701-4933
Fax: (818) 701-4939

MP1505 THRU MP1510

15 Amp Single Phase Bridge Rectifier 50 to 1000 Volts

Features

- Mounting Hole For #8 Screw
- Plastic Case With Metal Bottom
- Any Mounting Position
- Surge Rating Of 300 Amps

Maximum Ratings

- Operating Temperature: -55°C to +125°C
- Storage Temperature: -55°C to +150°C

MCC Catalog Number	Device Marking	Maximum Recurrent Peak Reverse Voltage	Maximum RMS Voltage	Maximum DC Blocking Voltage
MP1505	MP1505	50V	35V	50V
MP151	MP151	100V	70V	100V
MP152	MP152	200V	140V	200V
MP154	MP154	400V	280V	400V
MP156	MP156	600V	420V	600V
MP158	MP158	800V	560V	800V
MP1510	MP1510	1000v	700V	1000V

DatasheetSupport

Electrical Characteristics @ 25°C Unless Otherwise Specified

Average Forward Current	$I_{F(AV)}$	15.0A	T_C = 55°C
Peak Forward Surge Current	I_{FSM}	300A	8.3ms, half sine
Maximum Forward Voltage Drop Per Element	V_F	1.1V	I_{FM} = 7.5A per element; T_J = 25°C
Maximum DC Reverse Current At Rated DC Blocking Voltage	I_R	5μA 500uA	T_J = 25°C T_J = 125°C

*Pulse test: Pulse width 300 μsec, Duty cycle 1%

MP-50

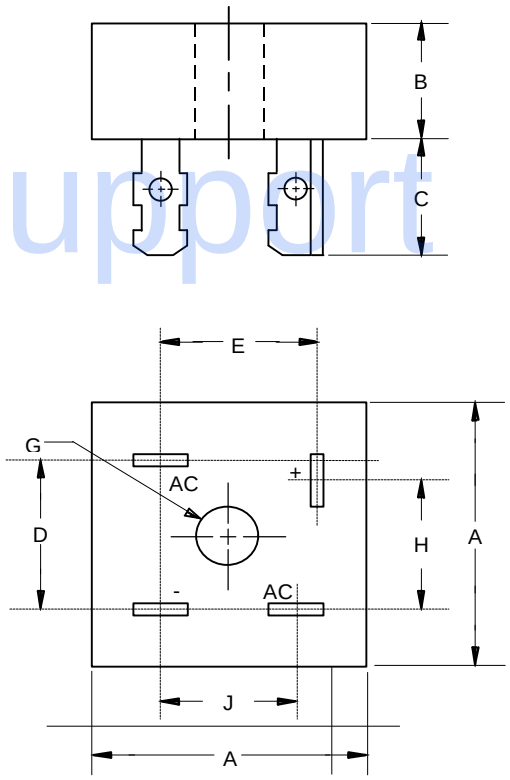

DIMENSIONS					
	INCHES		MM		
DIM	MIN	MAX	MIN	MAX	NOTE
A	1.118	1.130	28.40	28.70	
B	.432	.442	10.97	11.23	
C	.468	.558	11.89	14.17	
D	.689	.728	17.50	18.50	
E	.618	.657	15.70	16.70	
G	.193	---	4.90	---	∅
H	.618	.657	15.70	16.70	
J	.531	.571	13.50	14.50	

Figure 1
Typical Forward Characteristics

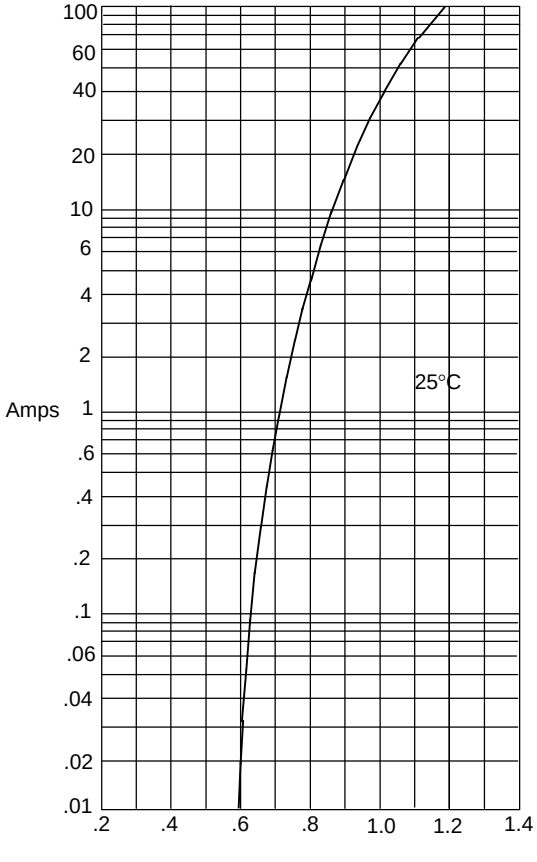

Instantaneous Forward Current - Amperes *versus*
Instantaneous Forward Voltage - Volts

Figure 2
Typical Reverse Characteristics

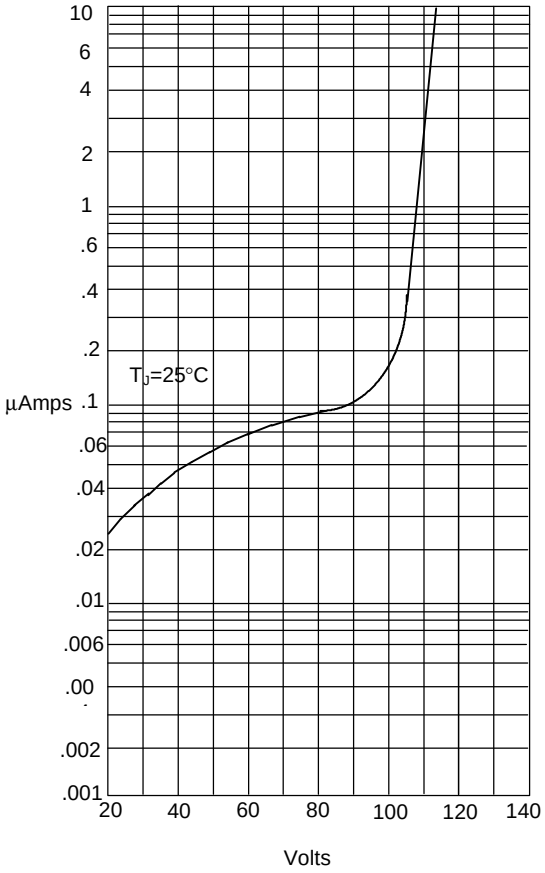

Instantaneous Reverse Leakage Current - MicroAmperes *versus*
Percent Of Rated Peak Reverse Voltage - Volts

Figure 3
Forward Derating Curve

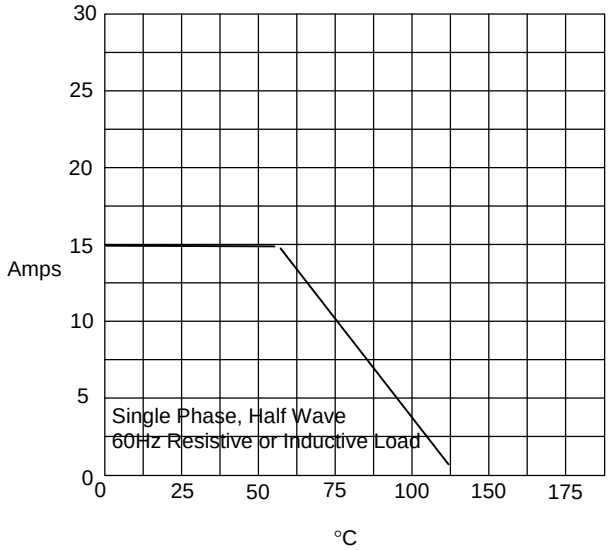

Average Forward Rectified Current - Amperes *versus*
Case Temperature -°C

Figure 4
Peak Forward Surge Current

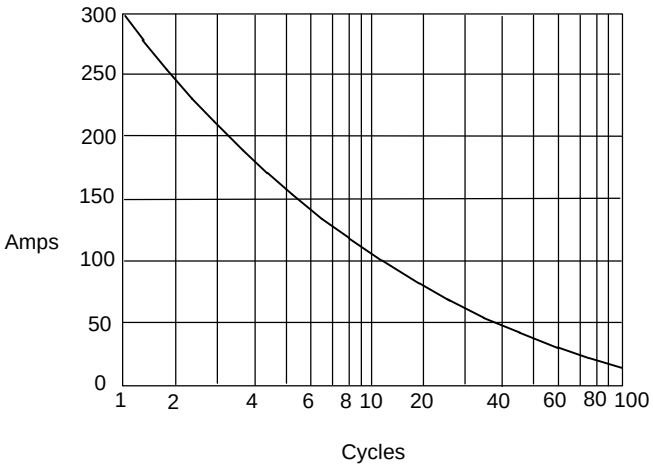

Peak Forward Surge Current - Amperes *versus*
Number Of Cycles At 60Hz - Cycles