

DF15005S Thru DF1510S

Glass Passivated Type
Reverse Voltage: 50 - 1000 Volts
Forward Current: 1.5 Amp

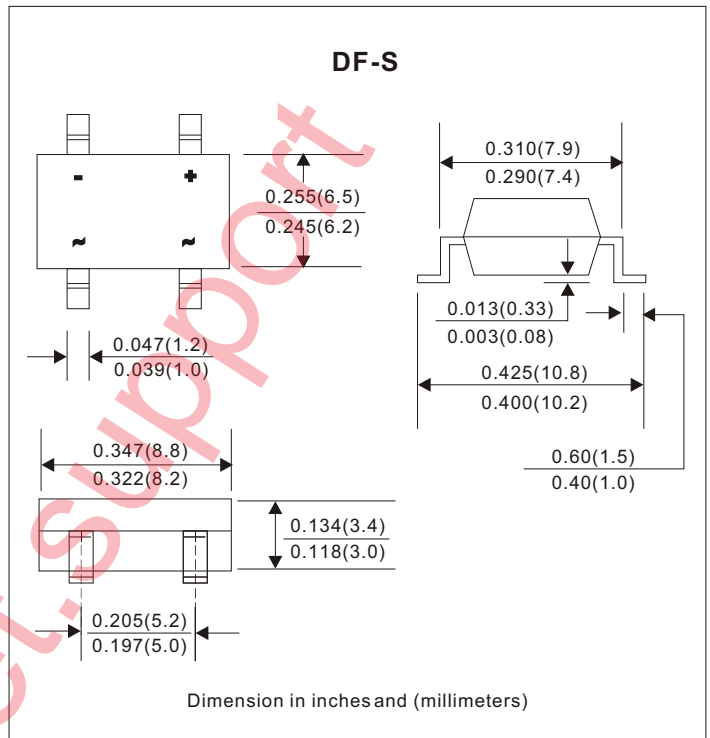


Features

- Ideal for surface mount applications
- Easy pick and place
- Plastic package has Underwriters Lab. flammability classification 94V-0
- Low forward voltage drop
- Glas passivated junction

Mechanical data

- Case: Molded plastic, DF-S
- Terminals: solderable per MIL-STD-750, method 2026
- Polarity: Marked on body
- Mounting position: Any
- Approx. Weight: 1.0 gram



Maximum Ratings and Electrical Characteristics

Parameter	Symbol	DF15005S	DF1501S	DF1502S	DF1504S	DF1506S	DF1508S	DF1510S	Unit
Max. Repetitive Peak Reverse Voltage	V _{RRM}	50	100	200	400	600	800	1000	V
Max. DC Blocking Voltage	V _{DC}	50	100	200	400	600	800	1000	V
Max. RMS Voltage	V _{RMS}	35	70	140	280	420	560	700	V
Peak Surge Forward Current 8.3ms single halfsine-wave superimposed on rated load (JEDEC method)	I _{FSM}	50							A
Max. Average Forward Current	I _o	1.5							A
Max. Instantaneous Forward Current at 1.5 A	V _F	1.1							V
Max. DC Reverse Current at Rated DC Blocking Voltage Ta=25°C Ta=125°C	I _R	10 500							uA
Max. Thermal Resistance (Note 1)	R _{θJA}	40							°C/W
Operating Junction Temperature	T _j	-55 to +150							°C
Storage Temperature	T _{STG}	-55 to +150							°C

Note 1: Thermal resistance from junction to ambient.

Rating and Characteristic Curves (DF15005S thru DF1510S)

Fig. 1 - Reverse Characteristics

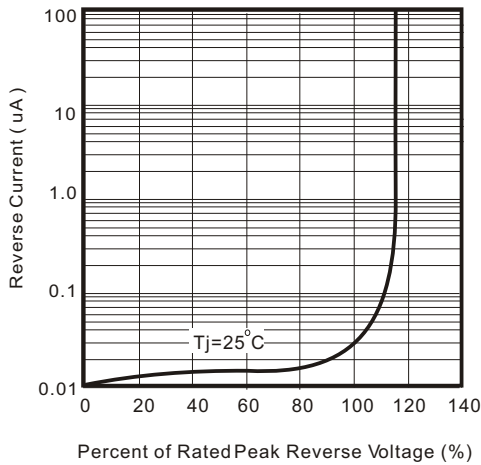


Fig.2 - Forward Characteristics

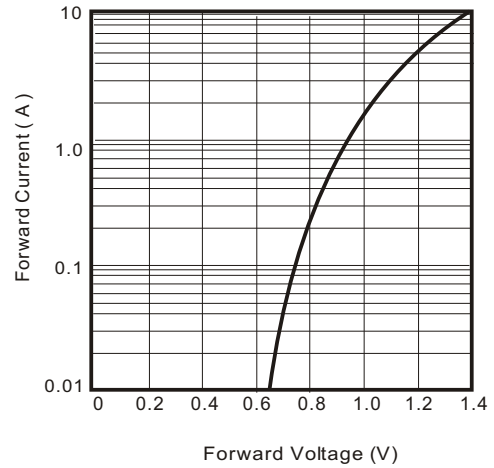


Fig. 3 - Non Repetitive Forward Surge Current

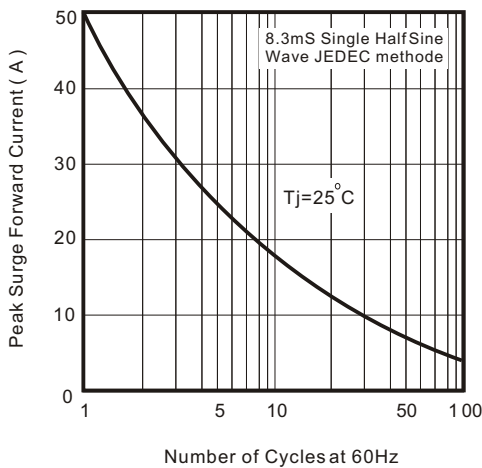


Fig. 4 - Current Derating Curve

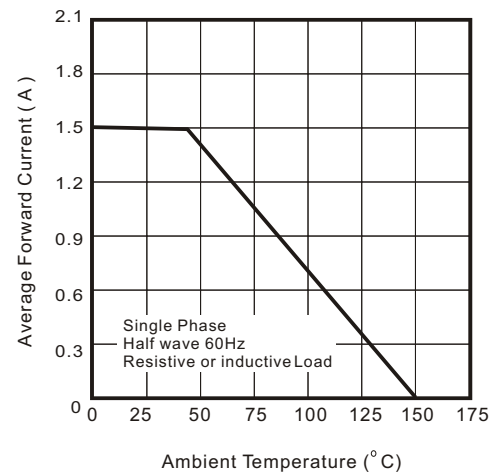


Fig. 5 - Typical Junction Capacitance

