

TSM-118-01-T-SV



ELPTM
EXTENDED LIFE PRODUCT

10 year Mixed Flowing Gas with 30µ" Gold
2,500 cycles when mated with BCS
2,500 cycles when mated with SSM

(2,54mm) .100"

TSM SERIES

SMT .025" SQ POST HEADER

Mates with:

SSW, SSQ, SSM, BSW,
ESW, ESQ, BCS, SLW,
CES, HLE, IDSS, IDSD

SPECIFICATIONS

For complete specifications and recommended PCB layouts see www.samtec.com?TSM

Insulator Material:

Black Liquid
Crystal Polymer
Terminal Material:
Phosphor Bronze



Plating:

Au or Sn over 50µ" (1,27µm) Ni

Operating Temp Range:

-55°C to +105°C with Tin;
-55°C to +125°C with Gold

Voltage Rating:

475 VAC -SV/-DV mated with BCS or SSM

RoHS Compliant:

Yes

Lead-Free Solderable:

Yes

-DH/-SH Lead Coplanarity:

(0,15mm) .006" max (02-36)

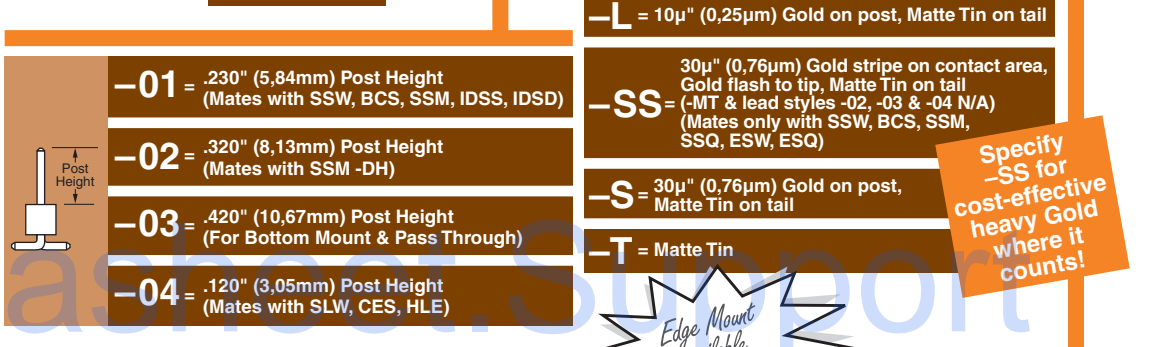
-DV/-SV Lead Coplanarity:

(0,10mm) .004" max (02-05)

(0,13mm) .005" max (06-10)

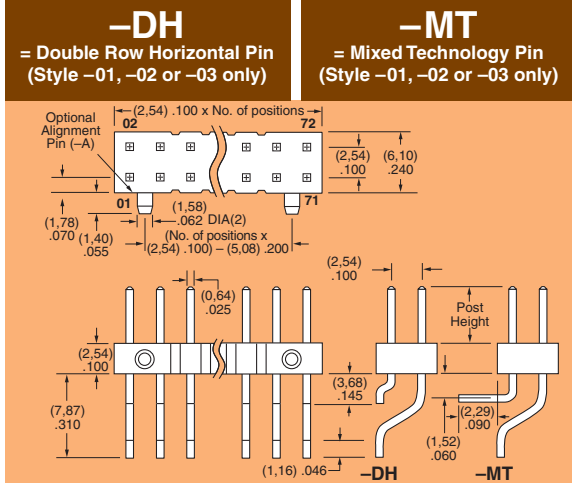
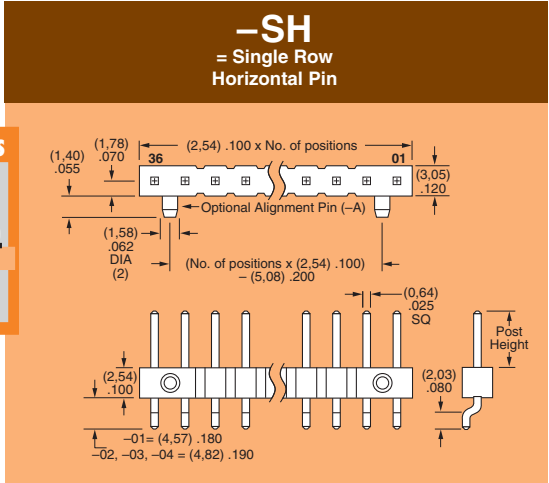
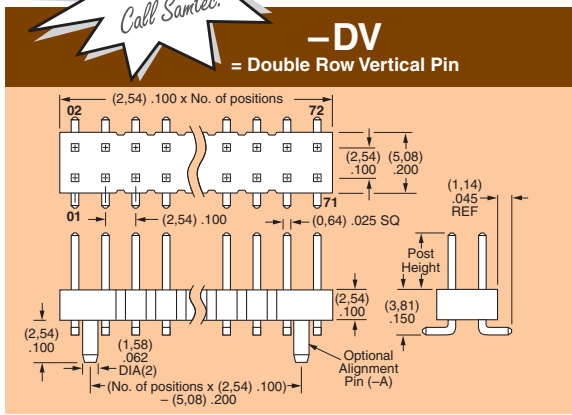
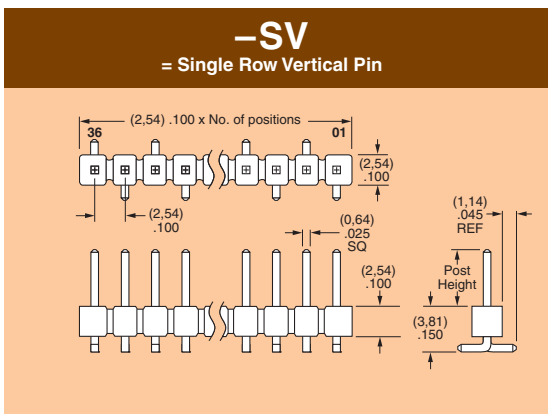
(0,15mm) .006" max (11-36)

AMBIENT TEMPERATURE	CURRENT RATING
20°C	7A
40°C	6A
60°C	4A
80°C	3A



Specify -SS for cost-effective heavy Gold where it counts!

Edge Mount available. Call Samtec.



APPLICATIONS

SSM TSM

HORIZONTAL


Note: Other Gold plating options available. Contact Samtec.

Note: Some lengths, styles and options are non-standard, non-returnable.


Due to technical progress, all designs, specifications and components are subject to change without notice.

WWW.SAMTEC.COM


TSM-118-01-L-DH



TSM-115-01-T-SH-A



TSM-110-01-T-DV



OTHER OPTIONS

-A

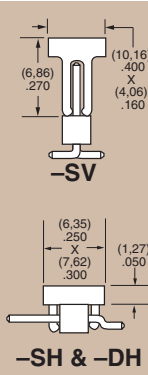
= Alignment Pin metal or plastic at Samtec discretion (Not available with -TV, TM or -MT) (02 positions min.) (N/A with -LC)

-K

= (6,50mm) .256" DIA Polyimide Film Pick & Place Pad (-SH: 4 positions minimum without -TR; 2 & 3 positions available with -TR) (-DH: 4 positions minimum without -TR)

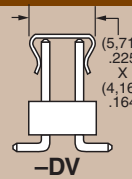
-P

= Plastic Pick & Place Pad (-DV: 4 positions minimum without -TR; 2 & 3 positions available with -TR) (-SH: 4 positions minimum without -TR; 2 & 3 positions available with -TR) (-DH: 5 positions minimum without -TR) (-SV: 4 positions minimum without -TR; 2 & 3 positions available with -TR)



-M

= Metal Pick & Place Pad (4 positions minimum without -TR) (2 & 3 positions available with -TR) Styles -01 & -04 only (N/A with -T plating)



-TR

= Tape & Reel Packaging (-SV = 02-22 positions; 02 & 03 positions only available with -P) (-DV = 02-28 positions; 02 & 03 positions only available with -TR) (-SH = 02-30 positions; 02 position only available with -P) (-DH = 02-36 positions; 02 & 03 positions only available with -K and -P, 04 positions only with -P)

N/A with -MT, -TV or -TM

-LC

= Locking Clip (N/A with -TV or -TM) (3 positions min.) (N/A with -A) (Manual placement required)

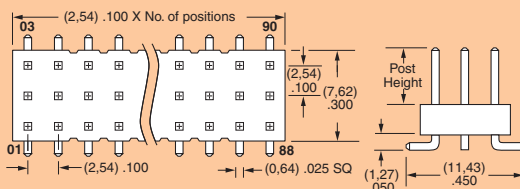
- "XXX" = Polarized Position

TAPE & REEL AVAILABILITY
No tooling charges. Minimum order is the lesser of a full reel quantity or 125 pieces. Order any quantity above minimum. In-house design, manufacture. Quick turn-around. Call Samtec for specifications and ordering information.

-TV

= Triple Row Vertical Surface Mount (Style -01 only)

02 thru 30 positions only



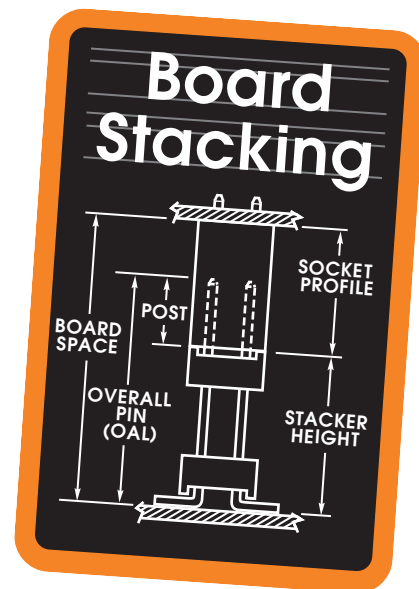
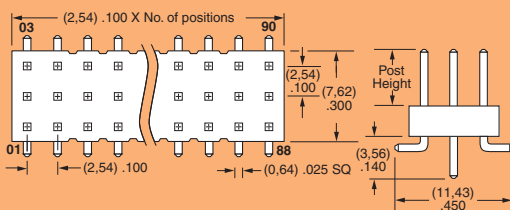
APPLICATION SPECIFIC OPTIONS

Edge Mount and Locking Clips for -SV, Solder Locks for -DH and Shrouds for -DV. Call Samtec.

-TM

= Triple Row Vertical Mixed Technology (Style -01 only)

02 thru 30 positions only



Due to technical progress, all designs, specifications and components are subject to change without notice.

WWW.SAMTEC.COM