

TSM-118-01-T-SV

ELPTM
EXTENDED LIFE PRODUCT
10 year Mixed Flowing Gas with 30µ" Gold
2,500 cycles when mated with BCS
2,500 cycles when mated with SSM

(2,54mm) .100"

TSM SERIES

SMT .025" SQ POST HEADER

Mates with:
SSW, SSQ, SSM, BSW,
ESW, ESQ, BCS, SLW,
CES, HLE, IDSS, IDSD

SPECIFICATIONS

For complete specifications and recommended PCB layouts see www.samtec.com?TSM

Insulator Material:

Black Liquid
Crystal Polymer
Terminal Material:
Phosphor Bronze

Plating:
Au or Sn over
50µ" (1,27µm) Ni

Operating Temp Range:
-55°C to +105°C with Tin;
-55°C to +125°C with Gold

Voltage Rating:
475 VAC -SV/-DV mated with
BCS or SSM

RoHS Compliant:

Yes

Lead-Free Solderable:

Yes

-DH/-SH Lead Coplanarity:

(0,15mm) .006" max (02-36)

-DV/-SV Lead Coplanarity:

(0,10mm) .004" max (02-05)

(0,13mm) .005" max (06-10)

(0,15mm) .006" max (11-36)

AMBIENT TEMPERATURE	CURRENT RATING
20°C	7A
40°C	6A
60°C	4A
80°C	3A



TSM	1	NO. PINS PER ROW	LEAD STYLE	PLATING OPTION	ROW OPTION
		02 thru 36			

-01 = .230" (5,84mm) Post Height
(Mates with SSW, BCS, SSM, IDSS, IDSD)

-02 = .320" (8,13mm) Post Height
(Mates with SSM -DH)

-03 = .420" (10,67mm) Post Height
(For Bottom Mount & Pass Through)

-04 = .120" (3,05mm) Post Height
(Mates with SLW, CES, HLE)

-L = 10µ" (0,25µm) Gold on post, Matte Tin on tail

-SS = 30µ" (0,76µm) Gold stripe on contact area, Gold flash to tip, Matte Tin on tail
(Mates only with SSW, BCS, SSM, SSQ, ESW, ESQ)

-S = 30µ" (0,76µm) Gold on post, Matte Tin on tail

-T = Matte Tin

Specify **-SS** for cost-effective heavy Gold where it counts!

Edge Mount available. Call Samtec.

-SV
= Single Row Vertical Pin

(2,54) .100 x No. of positions

(2,54) .100

(0,64) .025 SQ

(1,14) .045 REF

(3,81) .150

Post Height

-DV
= Double Row Vertical Pin

(2,54) .100 x No. of positions

(2,54) .100

(5,08) .200

(1,14) .045 REF

(3,81) .150

Post Height

(2,54) .100

(1,58) .062 DIA(2)

(No. of positions x (2,54) .100) - (5,08) .200

Optional Alignment Pin (-A)

-SH
= Single Row Horizontal Pin

(1,40) .055

(1,78) .070

(2,54) .100 x No. of positions

(3,05) .120

(0,64) .025 SQ

(2,03) .080

Post Height

(No. of positions x (2,54) .100) - (5,08) .200

-01 = (4,57) .180

-02, -03, -04 = (4,82) .190

-DH
= Double Row Horizontal Pin (Style -01, -02 or -03 only)

-MT
= Mixed Technology Pin (Style -01, -02 or -03 only)

(2,54) .100 x No. of positions

(2,54) .100

(6,10) .240

(1,78) .070

(1,40) .055

(1,58) .062 DIA(2)

(No. of positions x (2,54) .100) - (5,08) .200

(2,54) .100

(7,87) .310

(3,68) .145

(2,29) .090

(1,52) .060

(1,16) .046

APPLICATIONS

SSM TSM


HORIZONTAL

Note: Other Gold plating options available. Contact Samtec.

Note: Some lengths, styles and options are non-standard, non-returnable.



Due to technical progress, all designs, specifications and components are subject to change without notice.

WWW.SAMTEC.COM



TSM-118-01-L-DH

TSM-115-01-T-SH-A



TSM-110-01-T-DV

OTHER OPTIONS

-A

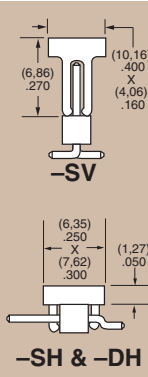
= Alignment Pin metal or plastic at Samtec discretion (Not available with -TV, TM or -MT) (02 positions min.) (N/A with -LC)

-K

= (6,50mm) .256" DIA Polyimide Film Pick & Place Pad (-SH: 4 positions minimum without -TR; 2 & 3 positions available with -TR) (-DH: 4 positions minimum without -TR)

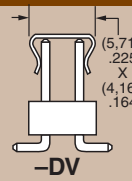
-P

= Plastic Pick & Place Pad (-DV: 4 positions minimum without -TR; 2 & 3 positions available with -TR) (-SH: 4 positions minimum without -TR; 2 & 3 positions available with -TR) (-DH: 5 positions minimum without -TR) (-SV: 4 positions minimum without -TR; 2 & 3 positions available with -TR)



-M

= Metal Pick & Place Pad (4 positions minimum without -TR) (2 & 3 positions available with -TR) Styles -01 & -04 only (N/A with -T plating)



-TR

= Tape & Reel Packaging (-SV = 02-22 positions; 02 & 03 positions only available with -P) (-DV = 02-28 positions; 02 & 03 positions only available with -TR) (-SH = 02-30 positions; 02 position only available with -P) (-DH = 02-36 positions; 02 & 03 positions only available with -K and -P, 04 positions only with -P)

N/A with -MT, -TV or -TM

-LC

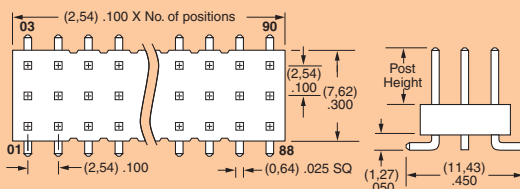
= Locking Clip (N/A with -TV or -TM) (3 positions min.) (N/A with -A) (Manual placement required)

- "XXX" = Polarized Position

-TV

= Triple Row Vertical Surface Mount (Style -01 only)

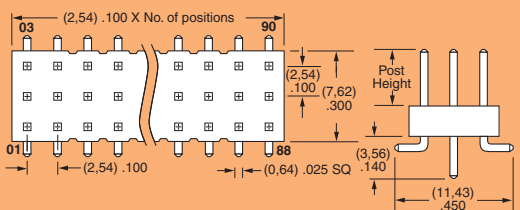
02 thru 30 positions only



-TM

= Triple Row Vertical Mixed Technology (Style -01 only)

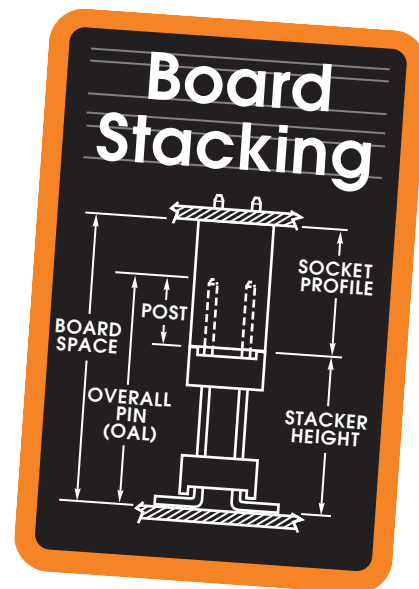
02 thru 30 positions only



TAPE & REEL AVAILABILITY
No tooling charges. Minimum order is the lesser of a full reel quantity or 125 pieces. Order any quantity above minimum. In-house design, manufacture. Quick turn-around. Call Samtec for specifications and ordering information.

APPLICATION SPECIFIC OPTIONS

Edge Mount and Locking Clips for -SV, Solder Locks for -DH and Shrouds for -DV. Call Samtec.



Due to technical progress, all designs, specifications and components are subject to change without notice.

WWW.SAMTEC.COM