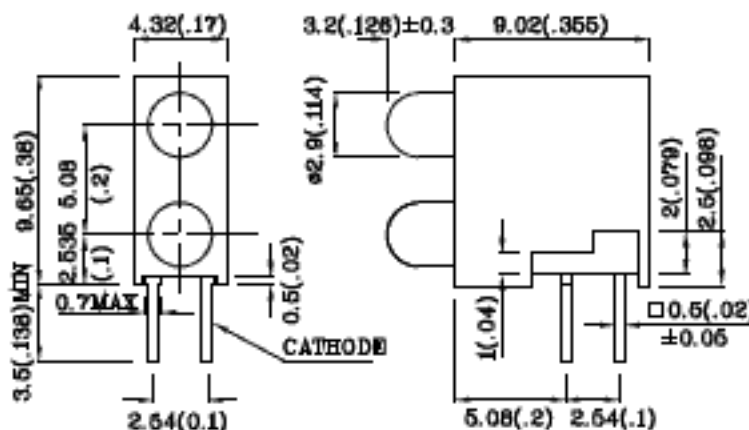


**Features**

- PRE-TRIMMED LIADS FOR PC MOUNTING.
- I.C. COMPATIBLE.
- WIDE VIEWING ANGLE.
- BLACK CASE ENHANCES CONTRAST RATIO.
- HIGH RELIABILITY LIFE MEASURED IN YEARS.
- UL RATING : 94V-0.
- HOUSING MATERIAL:TYPE 66 NYLON.
- RoHS COMPLIANT.



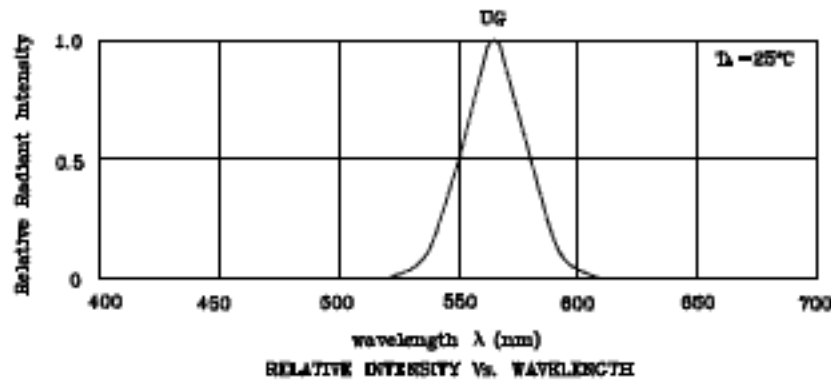
**Notes:**

1. All dimensions are in millimeters (inches).
2. Tolerance is  $\pm 0.25(0.01")$  unless otherwise noted.

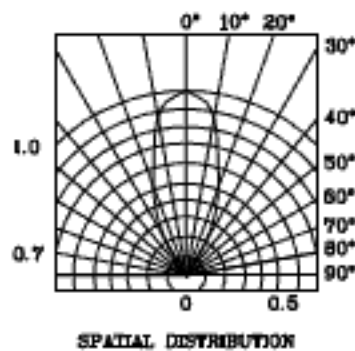
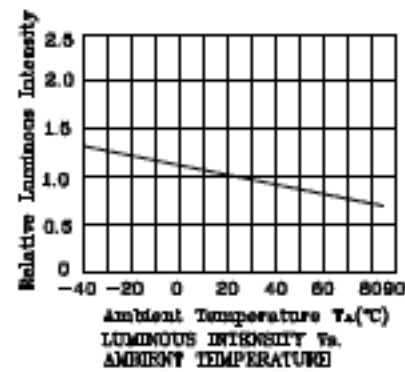
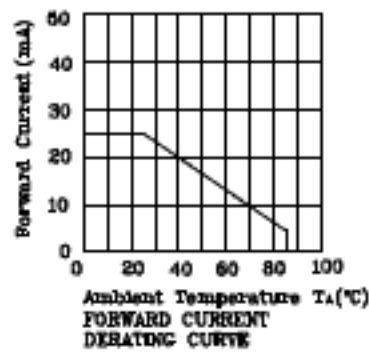
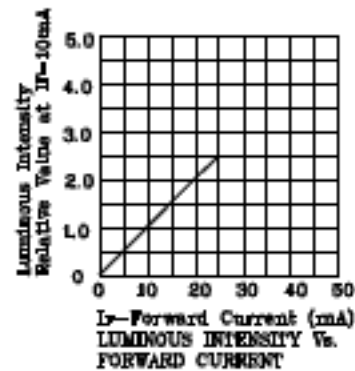
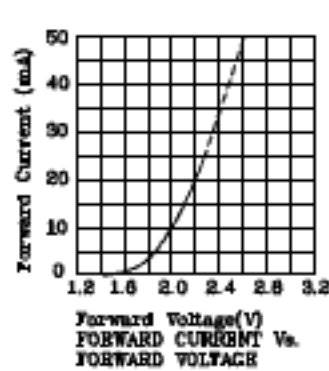
Absolute maximum ratings ( $T_A=25^\circ\text{C}$ )	UG (GaP)	Unit
Reverse Voltage	$V_R$	5 V
Forward Current	$I_F$	25 mA
Forward Current (peak) 1/10Duty Cycle 0.1ms Pulse Width	$i_{FS}$	140 mA
Power Dissipation	$P_T$	105 mW
Operating Temperature	$T_A$	-40 ~ +85
Storage Temperature	$T_{stg}$	-40 ~ +85
Lead Solder Temperature [2mm below package base]	260°C For 3 Seconds	
Lead Solder Temperature [6mm below package base]	260°C For 5 Seconds	

Operating Characteristics ( $T_A=25^\circ\text{C}$ )	UG (GaP)	Unit
Forward Voltage (typ.) ( $I_F=10\text{mA}$ )	$V_F$	2.0 V
Forward Voltage (max.) ( $I_F=10\text{mA}$ )	$V_F$	2.5 V
Reverse Current ( $V_R=5\text{V}$ )	$I_R$	10 $\mu\text{A}$
Wavelength of Peak Emission ( $I_F=10\text{mA}$ )	$\lambda_P$	565 nm
Wavelength of Dominant Emission ( $I_F=10\text{mA}$ )	$\lambda_D$	568 nm
Spectral Line Full Width At Half-Maximum ( $I_F=10\text{mA}$ )	$\Delta\lambda$	30 nm
Capacitance ( $V_F=0\text{V}$ , $f=1\text{MHz}$ )	$C$	15 pF

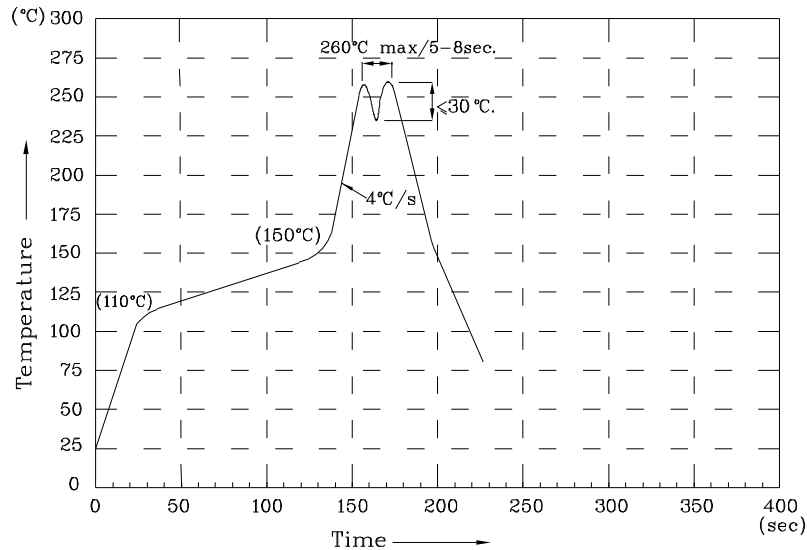
Part Number	Emitting Color	Emitting Material	Lens-color	Luminous Intensity ( $I_F=10\text{mA}$ ) mcd		Wavelength nm $\lambda_P$	Viewing Angle 2 $\theta$ 1/2
				min.	typ.		
XYN2LUG11D	Green	GaP	Green Diffused	8	19	565	40°
Published Date : MAY 07,2005      Drawing No : XDSA7934      V1      Checked : B.L.LIU      P.1/3							



◆ UG



Wave Soldering Profile For Lead-free Through-hole LED.



NOTES:

- 1.Recommend the wave temperature 245°C~260°C.The maximum soldering temperature should be less than 260°C.
- 2.Do not apply stress on epoxy resins when temperature is over 85 degree°C.
- 3.The soldering profile apply to the lead free soldering (Sn/Cu/Ag alloy).
- 4.No more than once.

Remarks:

If special sorting is required (e.g. binning based on forward voltage, luminous intensity, or wavelength), the typical accuracy of the sorting process is as follows:

1. Wavelength: +/-1nm
2. Luminous Intensity: +/-15%
3. Forward Voltage: +/-0.1V

Note: Accuracy may depend on the sorting parameters.