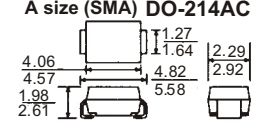
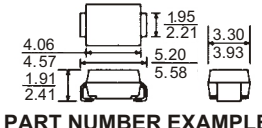
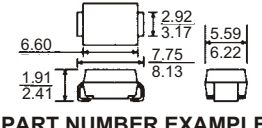


TRANSIENT VOLTAGE SUPPRESSOR DIODE

Operating Temperature: -55°C to 150°C

RF Part Number	Working Peak Reverse Voltage V _{RWM} (V)	Break Down Voltage			Maximum Clamping Voltage V _{RSM} (V)	Maximum Reverse Current & Leakage									Outline (Dimensions in mm)
		V _{BR} (V)		@ IT (mA)		*A Size			*B Size			*C Size			
		Min	Max			Current	Leakage	Device	Current	Leakage	Device	Current	Leakage	Device	
						I _{PPM} (A)	at V _{NWM} I _R (μA)	Marking Code	I _{PPM} (A)	at V _{NWM} I _R (μA)	Marking Code	I _{PPM} (A)	at V _{NWM} I _R (μA)	Marking Code	
SM*J5.0	5	6.4	7.3	10	9.6	32	800	AD	62.5	800	KD	164	1000	GDD	 <p>A size (SMA) DO-214AC</p> <p>4.06, 4.57, 1.98, 2.61, 1.27, 1.64, 2.29, 2.92, 4.82, 5.58</p> <p>PART NUMBER EXAMPLE SMAJ7.0A</p>  <p>B size (SMB) DO-214AA</p> <p>4.06, 4.57, 1.91, 2.41, 1.95, 2.21, 3.30, 3.93, 5.20, 5.58</p> <p>PART NUMBER EXAMPLE SMBJ7.0A</p>  <p>C size (SMC) DO-214AB</p> <p>6.60, 1.91, 2.41, 2.92, 3.17, 5.59, 6.22, 7.75, 8.13</p> <p>PART NUMBER EXAMPLE SMCJ7.0A</p>
SM*J5.0A	5	6.4	7	10	9.2	34	800	AE	65.2	800	KE	171	1000	GDE	
SM*J6.0	6	6.7	8.2	10	11.4	27.6	800	AF	52.6	800	KF	138	1000	GDF	
SM*J6.0A	6	6.7	7.4	10	10.3	30.5	800	AG	58.3	800	KG	152	1000	GDG	
SM*J6.5	6.5	7.2	8.8	10	12.3	25.6	500	AH	48.7	500	KH	128	500	GDH	
SM*J6.5A	6.5	7.2	8	10	11.2	28	500	AK	53.6	500	KK	140	500	GDK	
SM*J7.0	7	7.8	9.5	10	13.3	23.6	200	AL	45.1	200	KL	116	200	GDL	
SM*J7.0A	7	7.8	8.6	10	12	26	200	AM	50	200	KM	131	200	GDM	
SM*J7.5	7.5	8.3	10.3	1	14.3	22	100	AN	42	100	KN	110	100	GDN	
SM*J7.5A	7.5	8.3	9.2	1	12.9	24.4	100	AP	46.5	100	KP	122	100	GDP	
SM*J8.0	8	8.9	10.9	1	15	21	50	AQ	40	50	KQ	105	50	GDQ	
SM*J8.0A	8	8.9	9.8	1	13.6	23	50	AR	44.1	50	KR	115	50	GDR	
SM*J8.5	8.5	9.4	11.5	1	15.9	19.8	10	AS	37.7	20	KS	99	25	GDS	
SM*J8.5A	8.5	9.4	10.4	1	14.4	21.8	10	AT	41.7	20	KT	109	20	GDT	
SM*J9.0	9	10	12.2	1	16.9	18.6	5	AU	35.5	10	KU	93	10	GDU	
SM*J9.0A	9	10	11.1	1	15.4	20.4	5	AV	39	10	KV	102	10	GDV	
SM*J10	10	11.1	13.6	1	18.8	16.7	5	AW	31.9	5	KW	83	5	GDW	
SM*J10A	10	11.1	12.3	1	17	18.5	5	AX	35.3	5	KX	92	5	GDX	
SM*J11	11	12.2	14.9	1	20.1	15.6	5	AY	29.9	5	KY	78	5	GDY	
SM*J11A	11	12.2	13.5	1	18.2	17.3	5	AZ	33	5	KZ	86	5	GDZ	
SM*J12	12	13.3	16.3	1	22	14.3	5	BD	27.3	5	LD	71	5	GED	
SM*J12A	12	13.3	14.7	1	19.9	15.8	5	BE	30.2	5	LE	79	5	GEE	
SM*J13	13	14.4	17.6	1	23.8	13	5	BF	25	5	LF	66	5	GEF	
SM*J13A	13	14.4	15.9	1	21.5	14.6	5	BG	27.9	5	LG	73	5	GEG	
SM*J14	14	15.6	19.1	1	25.8	12.2	5	BH	23.3	5	LH	61	5	GEH	
SM*J14A	14	15.6	17.2	1	23.2	13.5	5	BK	25.8	5	LK	67	5	GEK	
SM*J15	15	16.7	20.4	1	26.9	11.7	5	BL	22.3	5	LL	58	5	GEL	
SM*J15A	15	16.7	18.5	1	24.4	12.9	5	BM	24	5	LM	64	5	GEM	
SM*J16	16	17.8	21.8	1	28.8	10.9	5	BN	20.8	5	LN	54	5	GEN	
SM*J16A	16	17.8	19.7	1	26	12	5	BP	16.7	5	LP	60	5	GEP	
SM*J17	17	18.9	23.1	1	30.5	10.3	5	BQ	18.5	5	LQ	51	5	GEQ	
SM*J17A	17	18.9	20.9	1	27.6	11.4	5	BR	15.2	5	LR	57	5	GER	
SM*J18	18	20	24.4	1	32.2	9.7	5	BS	16.9	5	LS	48	5	GES	
SM*J18A	18	20	22.1	1	29.2	10.7	5	BT	14	5	LT	53	5	GET	
SM*J20	20	22.2	27.1	1	35.8	8.7	5	BU	15.4	5	LU	43	5	GEU	
SM*J20A	20	22.2	24.5	1	32.4	9.7	5	BV	12.4	5	LV	48	5	GEV	
SM*J22	22	24.4	29.8	1	39.4	8	5	BW	12	5	LW	39	5	GEW	
SM*J22A	22	24.4	26.9	1	35.5	8.8	5	BX	13.2	5	LX	44	5	GEX	
SM*J24	24	26.7	32.6	1	43	7.3	5	BY	11.2	5	LY	36	5	GEY	
SM*J24A	24	26.7	29.5	1	38.9	8	5	BZ	12.4	5	LZ	40	5	GEZ	
SM*J26	26	28.9	35.3	1	46.6	6.7	5	CD	10.2	5	MD	33	5	GGD	
SM*J26A	26	28.9	31.9	1	42.1	7.4	5	CE	11.3	5	ME	37	5	GGE	
SM*J28	28	31.1	38	1	50	6.3	5	CF	9.3	5	MF	31	5	GGF	
SM*J28A	28	31.1	34.4	1	45.4	6.9	5	CG	10.3	5	MG	34	5	GGG	
SM*J30	30	33.3	40.7	1	53.5	5.8	5	CH	8.4	5	MH	29	5	GGH	
SM*J30A	30	33.3	36.8	1	48.4	6.5	5	CK	9.3	5	MK	32	5	GGK	
SM*J33	33	36.7	44.9	1	59	5.3	5	CL	7.8	5	ML	26	5	GGL	
SM*J33A	33	36.7	40.6	1	53.3	5.9	5	CM	8.6	5	MM	29	5	GGM	
SM*J36	36	40	48.9	1	64.3	4.8	5	CN	7.5	5	MN	24	5	GGN	
SM*J36A	36	40	44.2	1	58.1	5.4	5	CP	8.3	5	MP	27	5	GGP	
SM*J40	40	44.4	54.3	1	71.4	4.4	5	CQ	7	5	MQ	22	5	GGQ	
SM*J40A	40	44.4	49.1	1	64.5	4.8	5	CR	7.7	5	MR	24	5	GGR	
SM*J43	43	47.8	58.4	1	76.7	4.1	5	CS	6.6	5	MS	20	5	GGS	
SM*J43A	43	47.8	52.8	1	69.4	4.5	5	CT	7.3	5	MT	22	5	GGT	
SM*J45	45	50	61.1	1	80.3	3.9	5	CU	6.2	5	MU	9	5	GGU	
SM*J45A	45	50	55.3	1	72.7	4.3	5	CV	6.9	5	MV	21	5	GGV	
SM*J48	48	53.3	65.1	1	85.5	3.6	5	CW	5.8	5	MW	18	5	GGW	
SM*J48A	48	53.3	58.9	1	77.4	4	5	CX	6.4	5	MX	20	5	GGX	
SM*J51	51	56.7	69.3	1	91.1	3.4	5	CY	5.6	5	MY	17	5	GGY	
SM*J51A	51	56.7	62.7	1	82.4	3.8	5	CZ	6.2	5	MZ	19	5	GGZ	
SM*J54	54	60	73.3	1	96.3	3.2	5	RD	5.3	5	ND	16	5	GHD	
SM*J54A	54	60	66	1	87.1	3.6	5	RE	5.8	5	NE	18	5	GHE	
SM*J58	58	64.4	78.7	1	103	3	5	RF	4.8	5	NF	15	5	GHF	
SM*J58A	58	64.4	71.2	1	93.6	3.3	5	RG	5.3	5	NG	16	5	GHG	