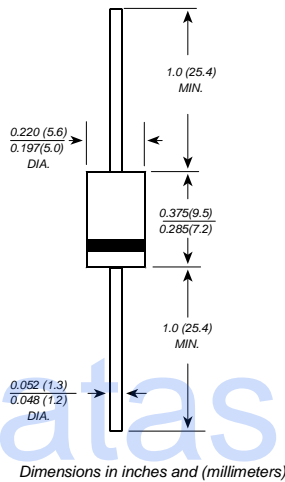


Data Sheet 2568, Rev. -

1N5400G THRU 1N5408G
GLASS PASSIVATED SILICON RECTIFIER

Reverse Voltage - 50 to 1000 Volts Forward Current - 3.0 Amperes

DO-201AD



FEATURES

- ◆ The plastic package carries Underwriters Laboratory Flammability Classification 94V-0
- ◆ Construction utilizes void-free molded plastic technique
- ◆ Low reverse leakage
- ◆ High forward surge current capability
- ◆ High temperature soldering guaranteed:
250°C/10 seconds, 0.375" (9.5mm) lead length, 5 lbs. (2.3kg) tension

MECHANICAL DATA

Case: JEDEC DO-201AD molded plastic body
Terminals: Plated axial leads, solderable per MIL-STD-750, Method 2026
Polarity: Color band denotes cathode end
Mounting Position: Any
Weight: 0.04 ounce, 1.10 grams

MAXIMUM RATINGS AND ELECTRICAL CHARACTERISTICS

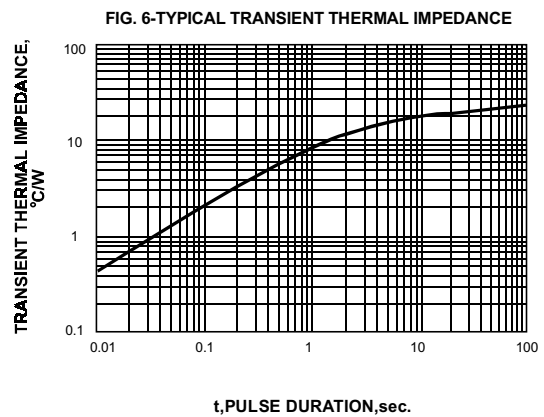
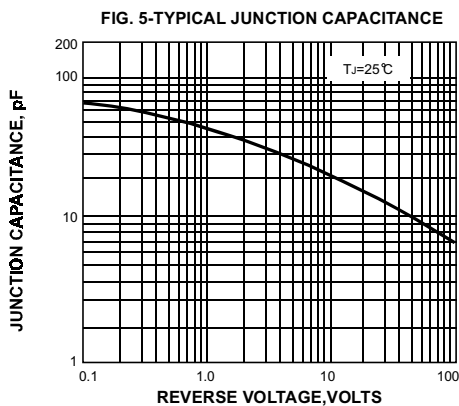
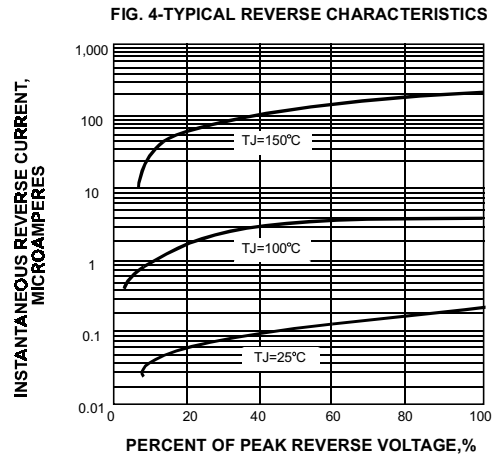
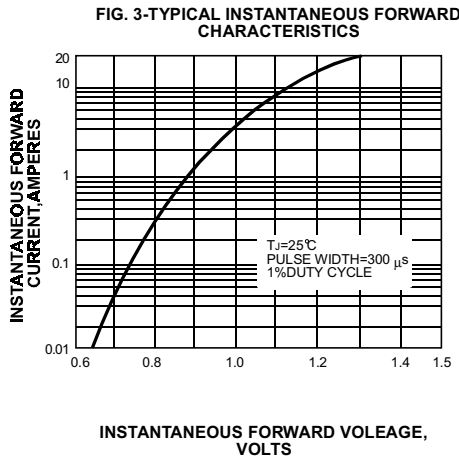
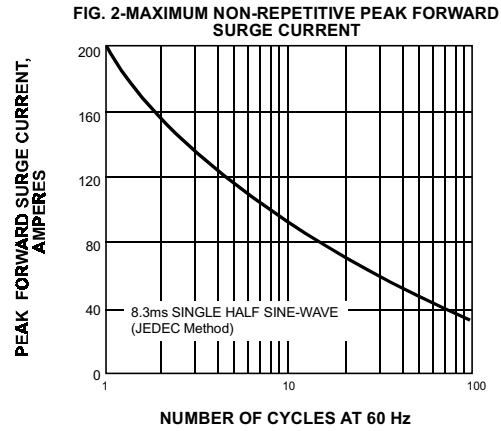
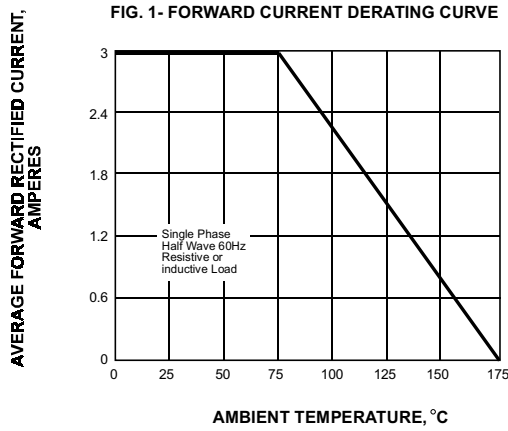
Ratings at 25°C ambient temperature unless otherwise specified.
 Single phase half-wave 60Hz, resistive or inductive load, for capacitive load current derate by 20%.

	SYMBOLS	1N 5400G	1N 5401G	1N 5402G	1N 5403G	1N 5404G	1N 5405G	1N 5406G	1N 5407G	1N 5408G	UNITS
Maximum repetitive peak reverse voltage	V_{RRM}	50	100	200	300	400	500	600	800	1000	VOLTS
Maximum RMS voltage	V_{RMS}	35	70	140	210	280	350	420	560	700	VOLTS
Maximum DC blocking voltage	V_{DC}	50	100	200	300	400	500	600	800	1000	VOLTS
Maximum average forward rectified current 0.375" (9.5mm) lead length at $T_A=75^\circ\text{C}$	$I_{(AV)}$	3.0									Amps
Peak forward surge current 8.3ms single half sine-wave superimposed on rated load (JEDEC Method)	I_{FSM}	200									Amps
Maximum instantaneous forward voltage at 3.0A	V_F	1.2									Volts
Maximum DC reverse current $T_A=25^\circ\text{C}$ at rated DC blocking voltage $T_A=100^\circ\text{C}$	I_R	5.0 100									μA
Typical junction capacitance (NOTE 1)	C_J	30.0									pF
Typical thermal resistance (NOTE 2)	$R_{\theta JA}$	20.0									$^\circ\text{C/W}$
Operating junction and storage temperature range	T_J, T_{STG}	-65 to +175									$^\circ\text{C}$

Note: 1. Measured at 1MHz and applied reverse voltage of 4.0V D.C.
 2. Thermal resistance from junction to ambient at 0.375" (9.5mm) lead length, P.C.B. mounted

Data Sheet 2568, Rev. -

RATINGS AND CHARACTERISTIC CURVES 1N5400G THRU 1N5408G



TECHNICAL DATA

DISCLAIMER:

- 1- The information given herein, including the specifications and dimensions, is subject to change without prior notice to improve product characteristics. Before ordering, purchasers are advised to contact the Sensitron Semiconductor sales department for the latest version of the datasheet(s).
- 2- In cases where extremely high reliability is required (such as use in nuclear power control, aerospace and aviation, traffic equipment, medical equipment, and safety equipment), safety should be ensured by using semiconductor devices that feature assured safety or by means of users' fail-safe precautions or other arrangement.
- 3- In no event shall Sensitron Semiconductor be liable for any damages that may result from an accident or any other cause during operation of the user's units according to the datasheet(s). Sensitron Semiconductor assumes no responsibility for any intellectual property claims or any other problems that may result from applications of information, products or circuits described in the datasheets.
- 4- In no event shall Sensitron Semiconductor be liable for any failure in a semiconductor device or any secondary damage resulting from use at a value exceeding the absolute maximum rating.
- 5- No license is granted by the datasheet(s) under any patents or other rights of any third party or Sensitron Semiconductor.
- 6- The datasheet(s) may not be reproduced or duplicated, in any form, in whole or part, without the expressed written permission of Sensitron Semiconductor.
- 7- The products (technologies) described in the datasheet(s) are not to be provided to any party whose purpose in their application will hinder maintenance of international peace and safety nor are they to be applied to that purpose by their direct purchasers or any third party. When exporting these products (technologies), the necessary procedures are to be taken in accordance with related laws and regulations.